



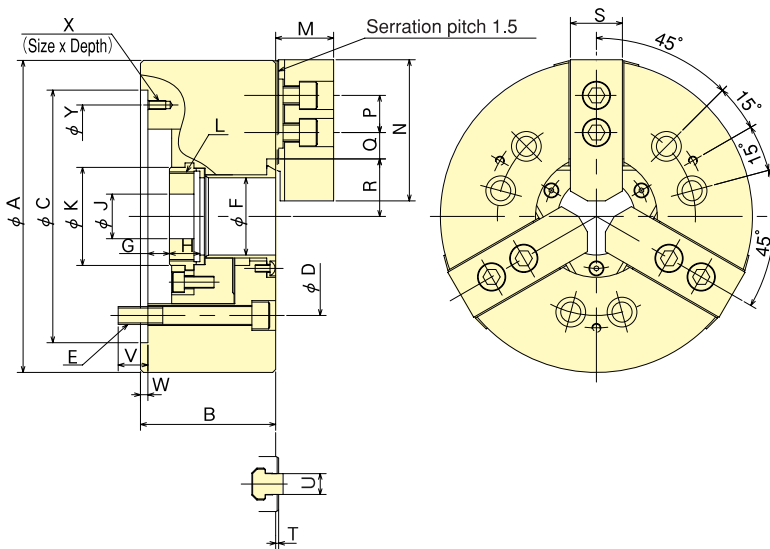
CHUCK

Large Thru-Hole High Speed Power Chuck B-200 series

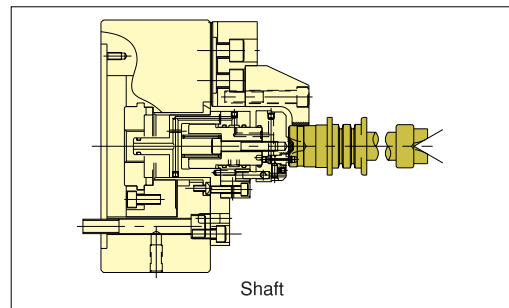
Globally acknowledged
standard chuck



Dimensional Drawings

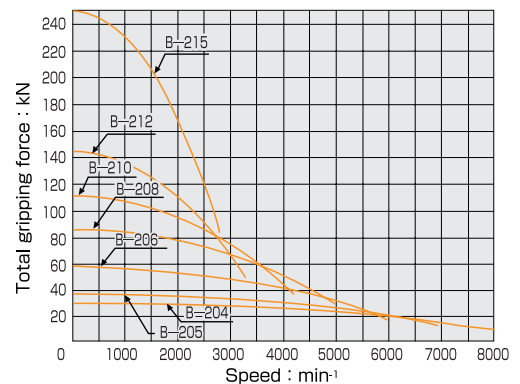


Gripping Example



Gripping Characteristic Graphs

※With standard blank soft top jaw.



Dimensions

※Mounting Bolt P. C. D for B-204 & B-205 : 120° Pitch : 3pcs. ※Blank draw nut equipped.

Model	A	B	C (H6)	D	E	F	G max.	G min.	H	J	K	L max.	M	N	P	Q max.	Q min.	R max.	R min.	S	T	U	V	W	X (3-)	Y
B-204	110	59	85	70.6	3-M10	26	3.5	- 6.5	17.5	12	38	M32x1.5	24	49.5	14	11.25	6.75	23	20.3	23	2	10	15.5	4	-	-
B-205	135	60	110	82.6	3-M10	33	1	- 9	20	12	45	M40x1.5	26	54	14	19.75	7.75	26.5	23.8	23	2	10	15	4	-	-
B-206	169	81	140	104.8	6-M10	45	11	- 1	19	20	60	M55x2.0	29	66	20	22.75	9.25	32	29.25	26	2	12	16	5	M6x10	116
B-208	210	91	170	133.4	6-M12	52	14.5	- 1.5	20.5	30	66	M60x2.0	39	95	25	29.75	14.75	38.7	35	35	2	14	20	5	M6x12	150
B-210	254	100	220	171.4	6-M16	75	8.5	-10.5	25	45	94	M85x2.0	43	110	30	33.75	14.25	51	46.6	40	2	16	22	5	M8x15	190
B-212	304	110	220	171.4	6-M16	91	8	-15	28	50	108	M100x2.0	51	111	30	45.75	15.75	61.3	56	50	2	21	23	6	M8x15	190
B-215	381	147	300	235.0	6-M20	100	23	0	35	50	120	M110x2.0	61	135	43	54.75	20.25	70	64.7	50	2	25.5	31	6	M10x16	260

Specifications

※Max. speed is shown using actual test data.

Model	Thru-Hole mm	Gripping range mm Max. Min.	Jaw Stroke (diameter) mm	Plunger Stroke mm	Max. Draw Bar Pull Force kN (kgf)	Max. Gripping Force kN (kgf)	Max. Speed min⁻¹ (r.p.m)	Net Weight with Soft top jaws kg	Moment of inertia kg·m²	Matching Cylinder	Max. pressure MPa(kgf/cm²)	Matching Hard top jaw	Matching Soft top jaw
B-204	26	110 7	5.4	10	14 (1428)	28.5 (2906)	8000	4	0.007	F0933H	2.80 (28.6)	HB04N1	SB04N1
B-205	33	135 12	5.4	10	17.5 (1784)	36 (3671)	7000	6.7	0.018	F0933H	3.43 (35.0)	HB04N1	SB05N1
B-206	45	169 16	5.5	12	22 (2243)	57 (5812)	6000	11.9	0.058	S1246	2.8 (28.6)	HB06B1	SB06L1A
B-208	52	210 13	7.4	16	34.8 (3549)	86 (8769)	5000	22.3	0.170	S1552	2.65 (27)	HB08A1	SB08B1
B-210	75	254 31	8.8	19	43 (4385)	111 (11319)	4200	34.5	0.315	S1875	2.7 (27.5)	HB10A1	SB10B1
B-212	91	304 34	10.6	23	55 (5608)	144 (14686)	3300	55.3	0.738	S2091	2.7 (27.5)	HB12N1	SB12N1
B-215	100	381 50	10.6	23	98 (9993)	249 (25391)	2800	116	2.20	F2511H	3.3 (33.7)	HB15N1	SB15N1