

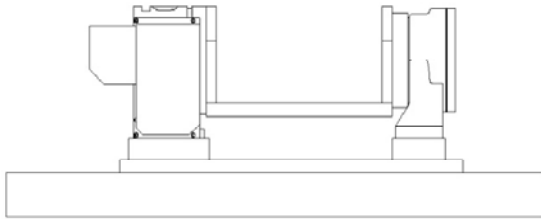
Trunion Data Sheet

Machine Type:

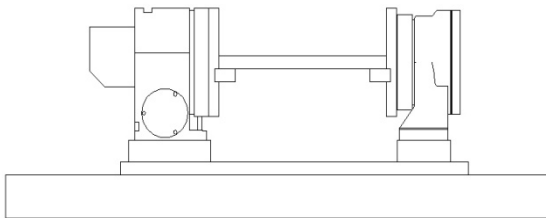
Machine Control:

Rotary Table Model:

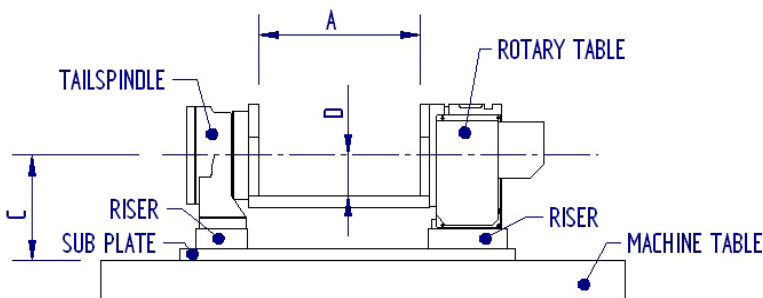
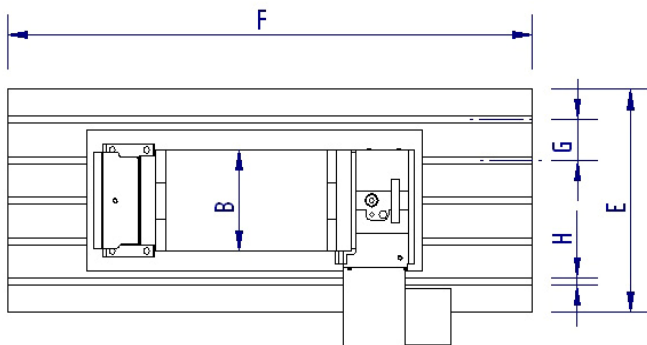
Tailspindle Model:



Trunion Type 1



Trunion Type 2



Trunion Type:	Type 1	Type 2
A Trunion Length		
B Trunion Width		
C Required Centre Height		
D Distance from Centre		N/A
E Machine Table Width		
F Machine Table Length		
H Machine Table Slot Size		
G Distance Between Machine Table Slots		

Riser Blocks Required: Yes No

Sub Plate Required: Yes No

Rotary Joint Required: Yes No

Weight of Part:

Length of Part:

Width of Part: